


Northwest Arkansas Hunter Jumper
Association

2009 Rule Book



March, 2009

NWAHJA Rulebook

President

Heather Swope – Legends Equestrian Center

Vice President

Amy Walsh – Horses for Healing

Secretary

Diane Torti—Legends Equestrian Center

Treasurer

Tami Wilson – Legends Equestrian Center

Show Secretary/Volunteer Coordinator

Lori Bayyari

Show Positions Manager

Laura McKenzie

Newsletter Secretary

Diane Gooderl, Alexa Gilbert-Brimberry, Maddy Brown—Deer Creek Farm

Banquet/Summer Classic

Travis Rogers

committee members: Laura McKenzie & Dee Bowers

Advertising/Marketing

Jen Sweeney

Junior Board Members

Alexa Gilbert-Brimberry

Sophia Bayyari

Maddy Brown

Emily Webb

Revised March 2009



2009 Show Schedule

April 18/19

***Jasper Springs – NWAHJA**

May 16/17

Rico Enterprises

June 6/7

Legends Equestrian Center

Summer Classic, July 11/12

***Pauline Whitaker – NWAHJA**

August 15/16

***Jasper Springs – NWAHJA**

September 12/13

Deer Creek Farms

October 17/18

Horses for Healing

November 14/15

***Jasper Springs – NWAHJA**

*** NWAHJA shows**



NWAHJA

Northwest Arkansas Hunter-Jumper Association

Welcome to the Northwest Arkansas Hunter-Jumper Association. Please read this rulebook carefully to better acquaint yourself with our procedures. In an attempt to elevate the quality of our shows and to help educate our members about horse show procedures, the Board of Directors of NWAHJA has determined that every effort will be made to follow the guidelines of United States Equestrian Federation (USEF) as closely as possible within the practical context of operating our local shows. We would urge all members to acquaint themselves with the USEF rules which are very specific and numerous. These are available on the web or by contacting USEF. It is our hope that a better understanding of the rules will make the show season more enjoyable for all.

It is the responsibility of the competitor and/or the adult guardian of the competitor to read the NWAHJA booklet and to understand all of the rules and guidelines stated in it. All riders and spectators are expected to act in a responsible manner during shows and to show respect and courtesy towards the NWAHJA board, staff and volunteers who are working the show. If you lose your booklet you may purchase another from the NWAHJA Secretary.

MEMBERSHIP: Newsletter and Sponsor memberships do not entitle you to earn points towards year end awards.

1. NWAHJA Membership will consist of:
 - Individual Memberships (\$25 annually),
 - Family Memberships (\$35 annually); family membership consists of parents and junior riders. A family membership has (2) votes if 2 adults of the family are present at an election. Upon reaching 18 years of age as of December 1st, a junior member under family membership must pay individual member dues and may no longer be covered under his/her family's membership.
2. A rider's age is determined by how old a rider is on December 1st of any given year. "Junior and Children" riders are riders who have not yet reached their 18th birthday by December 1st.
3. Each rider who is not a member of NWAHJA and is competing at a NWAHJA recognized show will be required to pay a \$10 non-membership fee.

4. Points at the horse shows will not accumulate until you have become a paid member (Individual or Family membership). Having your membership dues paid in full is the responsibility of the competitor, not the trainer.
5. Checks returned NSF will be addressed in the following manner. The Treasurer will contact the individual on the first NSF occurrence and this will be forgiven. On the second occurrence the treasurer will call and request all future payments for the current show year be made in cash.

CONDITIONS OF ENTRY:

1. A horse/rider combination may only cross enter into divisions with fence heights of a six (6) inch difference. This includes flat and under saddle classes. Jumper classes excluded.
2. A rider may enter a maximum of two (2) horses or ponies per hunter class except the open divisions.
3. The NWAHJA Show Committee will remove points if the 6" rule is broken.
4. All NWAHJA sanctioned shows will be attended by a certified Coggins checker. Without exception, all horses entering the show grounds must show an original yellow copy of a current (within one year) negative Coggins test to the checker. You will not be allowed on the show grounds without this paper.
5. Show management may enforce the one minute rule. Any time over the (1) minute can be penalized by disqualifying the rider in that class.
6. All show entry forms contain a legal waiver that must be signed by the competitor or the adult guardian of the competitor. You may not show unless this is signed. If the legal guardian will not be present at the show then it is the responsibility of the competitor to bring the signed form with them to the show.
7. If stalls are available they will be numbered and assigned at the facility. If you have a stall at the show, please be courteous and park your trailer out of the way in a less "horse friendly" area so that those without stalls can have better access to the show facilities.
8. It is the responsibility of the competitor to check in early with the show secretary and fill out their class entry form or double check your class pre-entry form.

9. It is the responsibility of the rider to change the number worn if they are riding more than one horse.
10. Competitors are requested to leave an open check with the secretary in case classes are added or dropped during the day. After you are finished showing for the day you can visit the secretary's desk and close out your check.
11. It is the responsibility of the competitor to make sure that any changes in the class entries (additions or scratches) are made at the Secretary's table well before that class is called. In addition, you may be asked to deliver a scratch/add sheet to the paddock master so that the changes can be made in the order of go as soon as possible.
12. Except as may otherwise be mandated by local law, all juniors riding in Hunter, Jumper and Hunter Seat Equitation sections must wear properly fitting protective headgear passing or surpassing current applicable ASTM (American Society for Testing and Materials)/ SEI (Safety Equipment Institute) standards with harness secured while riding anywhere on the competition grounds. Harness must be secured and properly fitted. Any rider violating this rule at any time must immediately be prohibited from further riding until such headgear is properly in place.

PROFESSIONALS AND AMATEURS: The USEF Rulebook definition of a professional is extensive. A professional (pro), as defined by NWAHJA is any person who receives monetary or any compensation (board, training, rent, gifts, bartering services, etc.) for riding, training, or instructing a horse or rider under the age of 18. Pros may ride in the open divisions for end of year awards; the prize list will indicate the classification and specifics for entry.

The following activities do not affect the amateur status of a person who is otherwise qualified:

1. Accepting remuneration for officiating as a judge, steward, technical delegate, course designer, announcer or participating as a TV commentator, or accepting bona fide remuneration for services as a veterinarian, groom, farrier, tack shop operator or breeder, or for accepting bona fide remuneration for boarding services.
2. Accepting a token of appreciation, other than money, for riding,

driving or showing in halter/in hand. (Note: Horse board, prize money, partial support or objects of more than \$300 are considered remuneration, not small tokens of appreciation). (Also note: accepting any amount of money, whether more or less than \$300 is considered remuneration.)

SHOW SAFETY: In the interest of contestants and spectators alike, these standards will be observed by NWAHJA.

1. All dogs must be on a leash or otherwise confined. NO EXCEPTIONS!
2. Any horse known to kick must wear a red ribbon in its tail as a warning to other competitors.
3. When a horse is in the ring being judged, the judge will make decisions regarding hazardous behavior, and may excuse an entry from the ring if the horse is deemed a hazard to the rider or others in the show ring.
4. The Show Steward or Show Committee may excuse from the show site any horse which is deemed to be unruly or out of control of the rider, groom, owner, trainer or agent, and constitutes a hazard or threat to himself or any other persons, animals or property, i.e. kicking, bucking or rearing repeatedly. All horses on the show site, whether entered or un-entered, will be held to the same standards
5. Spectators must remain well clear of the in and out gates to the arenas. This area is for competitors and trainers only. Family, friends and those competitors not in the class line-up need to stay well clear of this area.
6. Children are to be under adult supervision at all times. Children are often too small for a horse to see if its attention is elsewhere so it is important to keep them away from horse traffic. Additionally, NEVER allow children to run up and down the aisles and/or bleachers at the arena or climb on the arena rails as this could cause a horse to spook.

SCHOOLING: Supervision of schooling must be done by a responsible adult or the accompanying riding instructor. If the junior rider is not accompanied by an instructor to the show, schooling must be supervised by the parent or legal guardian. Riders may not jump unless the instructor/parent/or legal guardian is present in the ring. Only the instructor and riders can be in the schooling ring.


The ring steward or paddock master will direct any schooling to be done. The number of riders permitted will be limited to what the steward feels is appropriate. For safety reasons there are rules to riding in the warm-up ring:

WARM-UP RING PROCEDURES:

1. Riders working on the flat should try to move in the same direction.
2. If passing, pass to the inside and call out your intentions.
3. If passing in the opposite direction, stay to the right as if you were driving a car, or "left shoulder to left shoulder".
4. Riders who are jumping have the right of way.
5. Make a clearly audible call before taking a jump.
6. After three refusals at one particular jump, go back to a jump your horse is confident over.
7. Take the jumps in the direction they are intended, ground lines and oxer poles will indicate this.
8. Lunging in the warm-up ring is strictly forbidden.
9. Always reset jumps the way you found them.
9. The jump crew always has the right of way.
10. The steward may eliminate anyone from competition who does not use proper conduct in the schooling ring.

SHOW RING PROCEDURES:

1. Paddock Master/ Ring Steward: The ring steward or paddock master will determine the order of go and set the timing for the class. It is the responsibility of the competitor to approach the paddock master and ask for a place in the order of go. If you are riding more than one horse, require a tack change between rides or have another valid reason for needing extended time then you must plan accordingly and space your rounds appropriately.
2. You must be at the in-gate and ready to enter the ring when your number is called. Entrants are expected to enter the ring within one minute of being called (1 minute rule). Anything beyond 1 minute is considered a delay. Riders may be eliminated from the class for excessive delay at the discretion of the judge or ring steward/paddock master. Learning the course will not be considered a valid reason for delay


- 
3. Those riders who are "on deck" should step up to the in-gate of the arena and stand at the gate to give their mount a chance to get accustomed to the ring. In instances where the venue is an indoor arena this is especially important as it gives the horse and rider a chance to adjust to the change of lighting between the outside and the interior of the ring. All other competitors should stand outside the immediate area and wait to be called.
 4. If you prefer to ride your courses back to back without leaving the ring you should inform the paddock master before entering the ring. A time out will be allowed for repair of broken equipment and other circumstances as defined in the rules.

PROTESTS AND SPORTSMANSHIP: The participants at a show may bring a problem or issue to the attention of the assigned show steward. The presiding show steward for the show will confer with the judge and make a decision regarding the problem or issue. All decisions made by NWAHJA are final. Any challenged rule not specifically addressed in the prize list will be decided based on current USEF rulebook standards. Changes will not be made once a class has begun unless it seriously affects the safety of the rider or the horse. Any presiding board member may choose to disqualify any person demonstrating unsportsmanlike conduct.

Any member may make a protest to the board following a show. These protests should be made in writing and presented or mailed to a board member.

It is the option of the judge to allow viewing of their cards. Only trainers or a Board Member may ask to view the judge's card. If you wish to speak to the judge about how a class was pinned, please ask the show steward or board member, who will then ask the judge to see you at a convenient time. Please remember that the judge's cards may not always stand alone as to why a class was pinned in a certain way, judges have received training in this area and are being paid for their opinion.

It is a NWAHJA policy that ANY help or encouragement from the ringside by trainers or parents is strongly discouraged. Any help given to an exhibitor once they enter the ring is viewed as unsportsmanlike and the judge is aware of this policy. Any member who has an issue with riders getting help from outside the ring during their round may approach the show steward and file a complaint.



Disciplining your horse: Under the guidelines established by USEF, if you have need to use your crop on your horse in the ring, it may only be used three times and always behind the girth. A tap on your mounts rump before entering the arena may be needed but please refrain from unnecessary smacks that may cause your horse to shy into other horses or people at the in-gate. Continually striking a horse with your crop or whip while in the warm-up ring, the schooling ring, or the show ring, will be cause for immediate dismissal from the show grounds. The competitor will forfeit all entry fees as well as receive follow-up disciplinary action from the NWAHJA board.

NWAHJA HOSTED SHOWS & CLUB SHOWS:

The following will be considered by the NWAHJA Show Committee in assigning future and additional show dates: general benefit to the club membership, general benefit to the community, quality of facility and level of current participation in the club. Each applicant will be considered on its own merit - not on a first come first serve basis.

1. All shows except the club shows are managed by the facility. They have the responsibility of running their show by the NWAHJA rules and guidelines, but the decisions are made by the facility management.
2. A decision must be made by 10:00PM the night before the show that the show is a rainout, and a message placed on a recorder.
3. The NWAHJA Show Committee has the power to determine a rainout.
4. The NWAHJA insurance covers any member of NWAHJA at any NWAHJA sanctioned show.
5. Ribbons or trophies for Champion and Reserve Champion must be given in each division. Ribbons are required in all classes through sixth (6th) place. In classes 1-12 ribbons are required through tenth (10th) place
6. All information (results, money, class lists, judge's sheets) requested by the Show Committee Secretary must be received within five (5) days after the show date, Show sponsors must keep all the show records until the end of the calendar year.
7. Each show sponsor must collect and remit with its show results the correct number of non-member fees. Recognition of show and/or future show dates will be withheld until this information is received.

8. The NWAHJA Show Committee has the responsibility to make suggestions and resolve problems at all NWAHJA shows.
9. All judges must be approved by the current NWAHJA Board. A person can judge a NWAHJA show even if they have had students or children attend NWAHJA shows. These students or children may not compete at the show that he/she is judging.
10. Show sponsors must charge the same fees as NWAHJA charges at Club shows for classes, late fees, returned check fees, checks left open and an EMT/paramedic fee only if an EMT/paramedic is on the premises.
11. Prize lists must be sent to all current members three weeks prior to the show. If a show date is rained out, the host barn must notify all barns of the change of date. Directions or map to the facility must be in the prize list.
12. Show sponsors are encouraged to provide adequate trash containers and toilet facilities.
13. NWAHJA membership forms will be supplied by the NWAHJA Show Committee Secretary.
14. All fence heights must be listed on the prize list.
15. All lines should be jumped in one direction only.
16. An in and out (1 stride = 24' 2 stride 36') may be offered at fence heights of 2'9" and higher.
17. All shows should have the footage for the lines on the posted courses. Courses must be posted thirty (30) minutes prior to the start of the show or thirty (30) minutes prior to the start of each class.
18. All shows are required to have two (2) jumps set up in a schooling area of adequate size with one (1) vertical and one (1) spread.

POINTS: Hunter/jumper points follow the horse, equitation points follow the rider.

Only horses receiving points over fences are to receive under saddle points toward determining champion and reserve champion of each division. In case of a tie, the horse with the most points over fences is the champion. If still tied, the horse with more points over fences in the 1st over fences round is the champion. If still tied, a hack-off must occur. If one horse cannot participate for any reason, the other horse wins by default.

Divisions and Equitation classes involving different age groups in the same fence height may be combined if one of the divisions does not have three (3) entries. One set of ribbons will be offered, but points for ribbons received will be given for each age group. Divisions and classes may not be combined on the prize lists.

Pleasure, Beginner Walk-Trot Hunter & Equitation and Intermediate Walk-Trot Hunter & Equitation, will be placed through 10th place, but points for year-end awards will only be given through 6th place. If ribbons through tenth (10th) place are not available, the show management must order ribbons immediately and send the ribbons to each rider.

Points for all Divisions:

- First (1st) place in each class 10
- Second (2nd) place in each class 7
- Third (3rd) place in each class 5
- Fourth (4th) place in each class 3
- Fifth (5th) place in each class 2
- Sixth (6th) place in each class 1

NWAHJA Rules for Year End Awards: Members must volunteer 4 hours of their time to NWAHJA before becoming eligible for year end awards. This time may be accumulated either by working at a show or a NWAHJA sponsored event. All volunteer time must be scheduled through the designated Volunteer Coordinator for the year. A family member or friend may work the time for you but the member is responsible for scheduling the time and the quality of the work done.

In divisions with 3 classes, you must enter at least 2 of those classes in order for the points to count towards year end awards.

To be eligible for a year end award, a horse must compete and receive points in that division in at least 3 NWAHJA recognized shows during the show year. To be eligible for an end of year award, a registered rider must compete and receive points in that division in at least 3 NWAHJA recognized shows during the show year.

Divisions must be offered and held at four (4) different NWAHJA shows during the year in order for an end of year award to be presented.

TACK AND SHOW ATTIRE: The Club will continue to follow the rules of USEF stating accepted standards for tack used on horses being shown and appropriate apparel for riders.

NWAHJA Rider Attire:

Although NWAHJA is not affiliated with USEF, we are publishing the following articles from the USEF Rule Book so our members can become more familiar with the industry standards.

Most accepted forms of attire are; traditional color rat catchers (with long, short or sleeveless), riding pants; either jodhpurs with paddock boots, or breeches with tall riding boots. Polo shirts may only be worn in Jumper classes. Full chaps may not be worn in any class. Wearing coats will be waived by the NWAHJA Show Committee in extreme heat. Helmets will conservative colored with no additional adornments and the boots will be black, tall on the adults and older juniors and black or brown paddock boots on the younger kids with a leather garter worn at the top of the calf over the jodhpurs.

Shirts for boys/men may be common button-down worn with a man's style tie, or for either gender, collar with choker, with or without a pin in the front, and/or with or without monogramming. The shirt should be tucked neatly into breeches or jodhpurs and worn with a belt. Tee-Shirts without collars, "crop" tops, tank tops or other fashion statements are not acceptable.

Jackets are considered proper, and correct fit would be long enough to touch the saddle in back and has enough sleeve length for the rider to stretch his or her arms out.

Tall black boots or paddock boots are all acceptable. Tall rubber riding boots and synthetic paddock boots are also acceptable. Chaps are not acceptable, except for the fancy, smooth leather half-chaps which, when worn with a matching pair of paddock boots, give the appearance of a tall leather show boot.

On the show grounds, mounted riders must wear hard hats. Junior riders must wear ASTM/SEI helmets. NWAHJA does not endorse any particular manufacturer's product. No helmet can protect the wearer against all foreseeable injuries. Plain black velvet, velveteen or spandex covers are available to cover schooling or plastic safety helmets, all conservative colored protective headgear with no additional adornments is acceptable.

NWAHJA Tack:

HUNTER DIVISION: (per USEF 2008 Rule Book) HU117 & HU118
Attire, Tack and Equipment

1. Regulation snaffles, Pelham's and full bridles, all with cavesson nose bands, are recommended. A judge may penalize for non-conventional types of bits or nosebands.
2. Competitors may be refused an award unless they return to the ring for conformation or soundness with the same complete bridle in which they have performed.
3. Martingales of any type are prohibited in Under Saddle, hack and tie-breaking classes. Standing martingales are allowed for all over fences classes. All other martingales may be considered unconventional.
4. Light pads and bar shoes are permissible, however, bar shoes indicate a weakness and in Conformation classes a judge may penalize accordingly. Boots, wraps and bandages are prohibited. In the case of inclement weather competition management may permit the use of bell boots.

JUMPER DIVISION: (per USEF 2008 Rule Book) JP111 Tack and Attire

1. Martingales. Classes offering less than \$1000-no martingale restriction. Classes offering \$1000-4999-only standing or running martingales used in the conventional manner are permitted.

EQUITATION DIVISION: (per USEF 2008 Rule Book) EQ109
Appointments

1. Personal. Spurs, crops or bats are optional. When management permits Hunter or Hunter Seat Equitation riders to ride without jackets, riders must wear traditional, short, or long-sleeved riding shirts with chokers or ties. Polo shirts and chaps are not permitted except in unjudged warm-up classes. Management or Judge may eliminate an exhibitor who is inappropriately attired.
2. Tack. Regulation snaffles, Pelham's and full bridles, all with cavesson nose bands, are recommended. A judge at his own discretion can penalize a horse with non-conventional types of bits or nose bands. Boots and conservative colored bandages are permitted. Type of saddle is optional. Martingales are permitted in classes over obstacles and in the jumping phase of

classes requiring both jumping and flat work. They are prohibited on the flat in any class or phase. Changing of bits between phases is permissible.

NWAHJA COURSE DESIGN

There will be a course designer for each show and the courses will follow the guidelines of USEF and NWAHJA. All of the courses will be posted at the gate for review 30 minutes prior to the start of the show, or 30 minutes prior to the class.

If the arena at a venue is too narrow to set up jumps with adequate space around the outside of the jumps for the flat classes to be run in a normal manner, there may be a change in the usual order of go. The flat classes may be grouped together after the jumping classes.

Course designers and show managers will set show fences on an 11 ½ foot stride for all cross-rail classes. The horses are usually shorter strided to allow for the beginner's learning curve on the suitable entry level horse. Setting the distances on the 11 ½ stride allows the entry level rider jumping the smaller fences to develop a true sense of correct hunter pace which will make the transition to the 3 foot courses on the 12 foot stride easier. Sometimes one will find the distances set on the 12 foot step at a local member show (usually at 2'6" or higher) in this event the stride difference will be noted on the course designs.

NWAHJA CLASSES & DIVISIONS

Pleasure Horse/Pleasure Rider: Amateurs Only. This division is for entry-level riders only, and not entering any other classes at that show. Flat only - riders will be asked to show their horses at the walk and trot in both directions. No cross-entry into any other divisions is allowed by that rider.

Beginner Walk/Trot Hunter & Equitation: Amateurs Only. The course for these divisions will be (4) cross rails once around. The rider may trot the entire course or trot to the jump and canter away. Riders may not canter in to any first fence of a line. On the flat, the riders will be asked to show their horses at the walk and trot in both directions. No cross-entry into any other divisions is allowed by that horse/rider combination.

Intermediate Walk/Trot Hunter & Equitation: Amateurs Only. The course will be cross rails with optional diagonal lines or a single fence present. The rider may trot the entire course, trot to the jump and canter away, or canter the entire course. On the flat, the riders will be asked to show their horses at the walk and trot in both directions. No cross-entry into any other divisions is allowed by that horse/rider combination.

Short and Long Stirrup Hunter & Equitation: Amateurs Only. The courses are simple with a course of (7) or (8) small 18" verticals. Entrants are encouraged to canter the course as a stepping stone towards more advanced divisions. On the flat, the riders will be asked to show their horses at the walk, trot and canter in both directions.

Maiden Hunter: Open to horses or ponies in their first year of showing. Course of (7) or (8) 12" Crossbars or 18" verticals may be present. The riders will be asked to show their horses at the walk, trot and canter in the under saddle class.

Modified Pony Hunter: Amateurs Only. Open to small, medium or large ponies. Fence heights of 18' OR 2'. Entrant may decide which height to compete in regardless of ponies height. Riders will be asked to show their ponies at the walk, trot and canter in the under-saddle class.

2' Amateur Hunter—small fences day: Amateurs Only. Fences 2' with minimal fillers and spreads. Riders will be asked to show their horses at the walk, trot and canter in the under-saddle class.

2' Amateur Hunter—larger fences day: Amateurs Only. Fences 2' with fillers and oxers present. Riders will be asked to show their horses at the walk, trot and canter in the under-saddle class.

2' Hunter: Open to all. The courses consist of fences not to exceed 2'0" in height, with small oxers no wider than the height of the fence. The riders will be asked to show their horses at the walk, trot and canter in the under-saddle class.

2' Equitation: Amateurs Only. Fence heights 2'0".

2' Medal & NWAHJA Medal: Amateurs Only. The rider must be a member and the horse must be registered to a member of NWAHJA in order to enter this class. Equitation class over a course that is slightly more difficult than the routine hunter course. Course stresses competent and accurate riding skills. The top four riders after the first

round may be called back for additional testing.

The medal classes are open to junior and amateur riders only. All riders accumulating 13 points or more throughout the show season will qualify for the medal finals. NWAHJA Medal Finals will be held during the year end show.

2' Medal—USEF Tests 1-6 may be used for a work-off on the flat. It is the judge's discretion as to which tests may be asked.

NWAHJA Medal—USEF tests 1 -13 (See USEF rule book for further details). It is the judge's discretion as to which tests may be asked.

TESTS:

1. Halt (4 to 6 seconds) and/or back
2. Hand gallop
3. Figure eight at the trot demonstrating change of diagonals
4. Figure eight at the canter demonstrating simple change of lead
5. Work collectively at the walk, trot and canter
6. Pull up and halt (4 to 6 seconds)
7. Jump obstacles on a figure eight course
8. Ride without stirrups or drop and pick up stirrups
9. Jump low obstacles at the walk and trot as well as the canter. The maximum height for a walk obstacle is 3'. The maximum height for a trotting obstacle is 3'.
10. Dismount and mount. Individually
11. Turn on the forehand
12. Figure eight at the canter on the correct lead, demonstrating flying change of lead.
13. Execute serpentine at the trot and/or canter on correct lead demonstrating simple or flying lead changes.

Pony Hunter: Open to small, medium or large ponies. Fence heights of 2', 2'3" or 2'6". Entrant may decide which height to compete in regardless of ponies height. Riders will be asked to show their ponies at the walk, trot and canter in the under-saddle class.

Baby Green Hunter: Open to a horses/ponies in their first or second consecutive year of showing in any competition over fences. The courses consist of fences not to exceed 2'3" in height, with small oxers no wider than the height of the fence. The riders will be asked to show

their horses at the walk, trot and canter in the under-saddle class.

Modified Amateur Hunter: Amateurs Only. Fence heights 2'3". Should entries warrant, this division will be split by age group (minimum of 3 entries), such that there will be a Modified Children's Hunter (17 and under) and a Modified Adult Amateur (18 and over) Division.

Education Equitation: Amateurs Only. Scholarship Class. Fence heights of riders choice 2'3" OR 2'6". Open to all amateur riders regardless of age or membership, however, riders wishing to compete for the scholarship must meet the following requirements.

- Notification of Intent recorded with NWAHJA. *Document can be found at www.nwahja.com*
- Member in good standing with NWAHJA
- Junior or Senior in high school
- Grade point average of 2.5 or higher

Top three riders after the year-end show will need to present a letter to the scholarship committee as well as provide documentation of 30 hours of community service by December 20th. Winner will be announced at the Awards Banquet. Winner will have 24 months to request the funds be paid to the college of their attendance.

NWAHJA Hunter: Open to all. Fence heights 2'6".

Low Hunter: Open to all. Fence heights 2'9".

3' Hunter: Open to all. Fence heights 3'.

Puddle Jumper Level 0: 2'3-2'6": **Table IV, Sec 1:** Cross-Entry of horse/rider into Future Jumpers only. Optimum time will be set for the course, faults converted to time. Rider closest to Optimum time (over or under) win the class.

Future Jumper Level 0: 2'6-2'9": **Table IV, Sec 1:** Optimum time will be set for the course, faults converted to time. Rider closest to Optimum time (over or under) win the class. **Table II, Sec 2b:** First round is timed, riders with a clear first round will, without leaving the ring, upon audible signal, commence the jump-off course. If there are no clean rounds and a tie exists for first place, there will be one jump-off in which time will decide.

Training Jumper Level 1: 2'9"-3': **Table II, Sec 2b:** same as above.
Table II, Sec 2c: If a competitor has gone clean in the first round rider will, upon crossing the finish line, commence the designated jump-off course. Time starts as the horse crosses the finish line for the initial course. If there are no clean rounds and a tie exists for first place, there will be one jump-off in which time will decide.

Open Jumper Level 2: 3'-3'3": **Table II, Sec 2c:** same as above.
Table II, Sec 1: Speed class, first round is timed and fastest clear round wins the class.

Warm-Up: Open to All. Warm-Up rounds can be ridden before any hunter class, but will be un-judged. Riders cannot ride a warm-up round before any Equitation class including but not limited to, Education Equitation, NWAHJA Medal, or any Jumper Classes.

How a Class Is Judged

Jumper Classes Jumpers are judged strictly on performance. The horse making the least number of faults over a given set of jumps is the winner. In the jumper classes, the form used to get over the jumps or around the course does not affect the scoring. (USEF 2008 Rulebook) JP 143 Table of Jumping Faults.

Knockdown - 4 faults

First Refusal - 4 faults

Second cumulative refusal (Level 4 or below) - 4 faults

Third cumulative refusal - elimination

Off Course - elimination

Taking more than 45 seconds to jump the first obstacle after the time of the round has begun—elimination

Exceeding Time Allowed (for each commenced second over the time allowed) - 1 fault

Hunter Classes: In hunter classes the performance of the horse, not the rider, is being judged and minor faults of the rider should not adversely affect the score. Horses in the Hunter division are judged on both performance and soundness.

Over Fences: Performance will be judged on an even hunting pace, manners and smooth, even jumping style together with faults and way of moving over the course. Manners to be emphasized in beginner

classes, brilliance to be rewarded in open classes.

The jumps or fences used in the hunter ring should simulate the type of obstacles which would be encountered in the hunt field such as post and rails, brush, and stone walls. A horse is said to have "gone clean" if no faults are scored against him. A fault is an error, such as knocking a jump down or going off course. In hunter classes, light touches, or rubs, are not counted against the horse unless elimination is difficult. When an obstacle is composed of several elements in a vertical plane, only the fault at the top will be penalized. This means that if somehow a part of the jump below the top rail or gate is knocked down, you are not penalized if the top rail, gate, or panel remains in place. At a combination (an in and out, which is two jumps one or more strides apart) the faults committed at each obstacle are considered separately. In case of refusal or run-out at one obstacle in the combination, the competitor may re-jump the previous obstacle as well as the following obstacle. Circling once upon entering the ring and once upon leaving the ring is permitted. In case of broken equipment, the competitor may continue without penalty or stop and fix the problem and continue with 3 faults. If a shoe is lost, the competitor may continue without penalty or be eliminated.

Under Saddle or On the Flat: Horses are shown at the walk, trot and canter in both directions. Light contact with the horse's mouth is required. Horse's should be obedient, alert, and responsive and move freely, they should not be eliminated for slight errors. The following are considered major or minor faults at the judge's discretion:

Breaking stride	Spooking or shying
Picking up the wrong lead	Kicking out
Poor presentation of horse/rider	Bucking
Pinning ears or wringing tail	Excessive animation

Equitation Classes In equitation classes the performance of the rider, not the horse, is being judged. Each competitor may circle once before beginning the course. The rider should have a workmanlike appearance, seat and hands light and supple, conveying the impression of complete control should any emergency arise.

1. Hands should be over and in front of horse's withers, knuckles 30 degrees inside the vertical, hands slightly apart and maintaining a straight line from the rider's elbow to the horse's mouth.

Method of holding the reins is optional and bight of reins may fall on either side. However, all reins must be picked up at the same time.

2. Basic position - The eyes should be up and the shoulders back. Toes should be at an angle best suited to the rider's conformation: ankles flexed in, heels down, calf of leg in contact with horse and slightly behind girth.
3. Position in motion - At the walk, sitting trot and canter, body should be a couple of degrees in front of the vertical. At the posting trot, galloping and jumping, body should be inclined forward.

Over Obstacles: The performance begins when the rider enters the ring or is given the signal to begin. Except for refusals, jumping faults of the horse are not to be considered unless it is the result of the rider's ability. If a refusal occurs at a combination (in and out) the rider must retake all the obstacles in the combination.

Elimination can occur by:

Three (3) refusals	Off Course
Loss of stirrups or reins	Refusal
Trotting on course	Fall of horse or rider

On the Flat: Competitors shall enter ring and proceed at least once around at each gait, and upon command, reverse and repeat. In open equitation, the riders may be asked to work collectively without stirrups. Light contact with the horse's mouth is required.





NOTES:



